

# Greece and the United States

## United States in Greece

**21,300**



## Greece in the United States

**3,800**

Jobs directly supported by majority-owned bank and non-bank affiliates. Estimates for 2023. Total U.S.-related jobs are likely to be higher, because these figures do not include jobs created by trade flows, indirect employment effects through distributors or suppliers, or via non-equity arrangements such as strategic alliances, joint ventures, or other deals.

**\$1.8 bn**

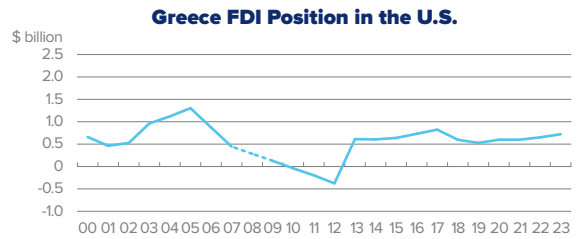
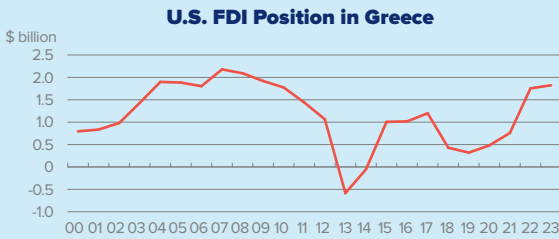


### Foreign Direct Investment (FDI), 2023

Greece's investment ties with the U.S. have recently rebounded, with America's foreign direct investment position in Greece nearing \$2 billion in 2023 from just over \$300 million in 2019. Meanwhile, Greece's FDI position in the U.S. has grown marginally over the past few years. Estimated U.S. affiliate sales in Greece of \$7 billion were more than three times greater than sales of Greek affiliates in the U.S. (\$2.1 billion).

**\$720 m**

### Foreign Direct Investment (FDI), 2023



Foreign direct investment position, historic-cost basis, 2000-2023.  
 Note: Dotted line indicates that data has been suppressed for a particular year to avoid disclosure of individual company data. Negative FDI positions can occur when the loans from the affiliate to the parent company exceed the equity and debt investments from the parent to the affiliate, or if a foreign affiliate incurs sufficiently large losses.

**\$2.6 bn**

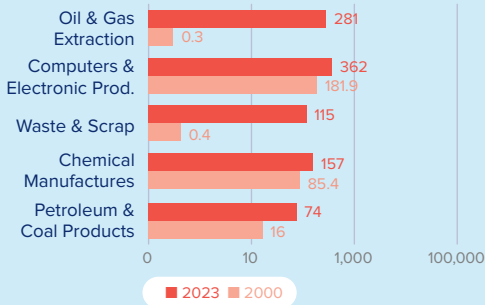


### U.S. Goods Exports to Greece, 2024

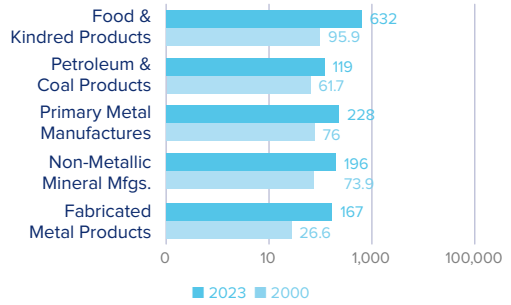
**3.7%** The U.S. supplied 3.7% of Greece's total imports...  
**6.5%** ...but the U.S. share increases to 6.5% when intra-EU trade is excluded from the total.

**4.1%** The U.S. received 4.1% of the total goods Greece exported to the world...  
**9.1%** ...but the U.S. share increases to 9.1% when intra-EU trade is excluded from the total.

#### Top Five U.S. Goods Exports to Greece (2023, \$Millions)



#### Top Five U.S. Goods Imports from Greece (2023, \$Millions)



#### Top State Exporters of Goods to Greece (2023, \$Millions)

Rank	State	Exports (\$M)
1	Texas	366.7
2	Pennsylvania	249.6
3	Louisiana	169.2
4	California	102.4
5	Georgia	99.1

#### Top State Importers of Goods from Greece (2023, \$Millions)

Rank	State	Imports (\$M)
1	New Jersey	271.4
2	New York	203.6
3	California	175.0
4	Texas	168.6
5	North Carolina	154.7

**\$2.0 bn**



### U.S. Services Exports to Greece, 2023

**\$5.9 bn**

### U.S. Services Imports from Greece, 2023

Sources: Bureau of Economic Analysis; U.S. Commerce Department; International Monetary Fund; Office of Trade and Economic Analysis.